

CASTOR 3 MINI ROUND TILT

DARK LIGHT REFLECTOR

RECESSED ROUND TILT PINHOLE DOWNLIGHT LUMINAIRE



- FIXTURE COLOUR OPTIONS**
- Matt White
 - Matt Black

- REFLECTOR COLOUR OPTIONS**
- Chrome "Dark Light Reflector"
 - Black "Dark Light Reflector"
 - Gold "Dark Light Reflector"

tuneWHITE™ and flexiK are recommended to pair with Soft Lens for better colour mixing effect.



- Compatible with 35 and 50 series LED modules
 - Colour temperature options: 2700K, 3000K, 3500K, 4000K, 5000K, tuneWHITE™, WARM DIM, flexiK
 - Colour rendering index: 85 or 95
 - Up to 50,000 hours L80 lamp life with LM80 tested LED chip packages
 - Beam pattern options: 10°, 20°, 35° (depending on LED module)
 - Luminous flux: 310lm to 1600lm (depending on LED module)
 - Supplied with non-dimmable or phase/0-10V/DALI dimmable LED driver
 - 77mm cutout
 - +20° offset tilt
 - ATePS™ Automated Thermal Protection System
 - ComfyEYE, reduced flicker percentage
 - X-BEAM, maximising light output ratio with converging optical lens
 - Interchangeable LED module system
 - Optional linear spread lens and honeycomb anti-glare louvre
- Castor 3 Mini Dark Light Reflector series are prefix with soft lens



The information above is at nominal values accuracy of +/-7%.

AVAILABLE OPTIONS

LED MODULE




TEMPERATURE



DRIVER

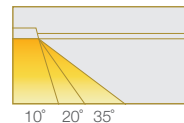


ACCESSORIES

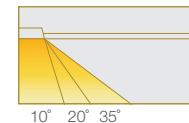


BEAM ANGLE

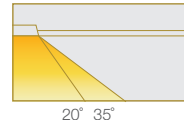
SINGLE CCT
35 NEST / 50 NEST / 50 CLASSIC / 50 PRO



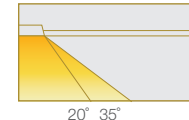
WARM DIM
35 NEST / 50 NEST



tuneWHITE™
50 NEST / 50 PRO



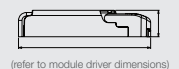
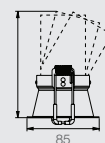
WARM DIM
50 PRO



DIMENSIONS (MM)

**Displayed height measurements are for highest point of tilting.*

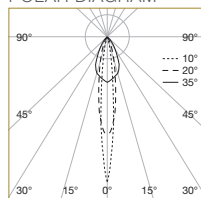
- 35N : 95
- 50N : 120
- 50C/P : 120
- MR16 : 95



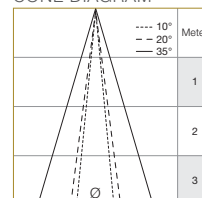
CASTOR 3 MINI DARK LIGHT REFLECTOR

50 PRO

POLAR DIAGRAM



CONE DIAGRAM



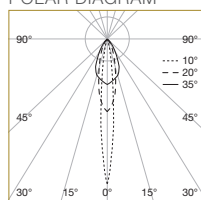
Ø = DIAMETER

	E _{max} (lx)		
	10°	20°	35°
E (0°)	9836	9043	3748
Cone DØ (m)	0.19	0.26	0.58
E (0°)	2459	2260.75	937
Cone DØ (m)	0.38	0.52	1.16
E (0°)	1093	1005	416
Cone DØ (m)	0.57	0.78	1.74

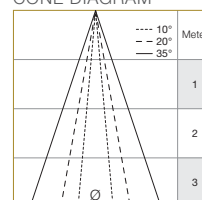
Correction Factor : 50C - f = 0.8
50N - f = 0.63
35N - f = 0.5

50 NEST WARM DIM

POLAR DIAGRAM



CONE DIAGRAM



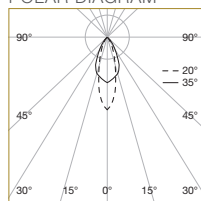
Ø = DIAMETER

	E _{max} (lx)		
	10°	20°	35°
E (0°)	3178	1785	1050
Cone DØ (m)	0.19	0.35	0.58
E (0°)	794.5	446.25	262.5
Cone DØ (m)	0.38	0.70	1.16
E (0°)	353	198	117
Cone DØ (m)	0.57	1.05	1.74

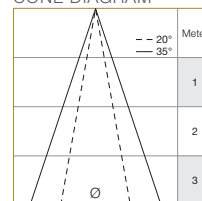
Correction Factor : 35N - f = 0.74

50 PRO WARM DIM

POLAR DIAGRAM



CONE DIAGRAM

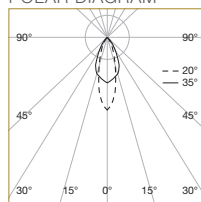


Ø = DIAMETER

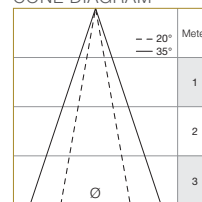
	E _{max} (lx)	
	20°	35°
E (0°)	4887	2874
Cone DØ (m)	0.35	0.58
E (0°)	1221.75	718.5
Cone DØ (m)	0.70	1.16
E (0°)	543	319
Cone DØ (m)	1.05	1.74

50 PRO tuneWHITE™

POLAR DIAGRAM



CONE DIAGRAM



Ø = DIAMETER


	E _{max} (lx)	
	20°	35°
E (0°)	4249	2499
Cone DØ (m)	0.35	0.58
E (0°)	1062.25	624.75
Cone DØ (m)	0.70	1.16
E (0°)	472	278
Cone DØ (m)	1.05	1.74

Correction Factor : 50N - f = 0.6

CASTOR 3 MINI

DARK LIGHT REFLECTOR

ORDERING MATRIX CHART



FIXTURE							SINGLE CCT LED MODULE				DRIVER
Type	Trim Options	Shape	Angle	Colour	Reflector Color	Accessories	LED Power	Beam Angle	Colour Temp	CRI	Dimming
CASTOR-3MINI											
	Trim	RD Round	FX Fix	WH Matt White	CR Chrome	None	35N 6W	10 10°	27 2700K	Standard	ND Non-Dim
	X Trimless		TL Tilt	MB Matt Black	CB Chrome Black	AGL Anti-Glare Louvre	50N 7.5W	20 20°	30 3000K	PA ProART	PH Phase
					CG Chrome Gold	LSL Linear Spread Lens	50C 10W	35 35°	35 3500K		AN 0-10V
**IP54 seal accessory is only valid for fix angle fixtures only.						IP IP54	50P 13W		40 4000K		DA DALI
									50 5000K		
WARM DIM LED MODULE										DRIVER	
							35N 6W	10 10°	WD WARM DIM	PA ProART	PH Phase
							50N 7.5W	20 20°			AN 0-10V
							50P 13W	35 35°			DA DALI
*10° Beam angle option is only available with 35N and 50N WARM DIM LED Modules.											
tuneWHITE™ LED MODULE										DRIVER	
							50N 7.5W	20 20°	TW18 tuneWHITE™ 1800K-4000K	PA ProART	DA DALI
							50P 13W	35 35°	TW27 tuneWHITE™ 2700K-6500K		
flexiK LED MODULE										DRIVER	
							50N 7.5W	20 20°	FK## flexiK	PA ProART	PH Phase
							50P 13W	35 35°			AN 0-10V
											DA DALI

example: CASTOR-3MINI.X.RD.TL.WH.CR.IP.50P.35.27.DA

*Custom RAL colour options available.

denotes the first two digits of preferred CCT ranging from 1800K to 6500K by increment of 100K
 (ELR 100 PRO 25W LED Module, 35° Beam Angle, 3500K CCT, ProART CRI>95, Phase Dimmable Driver)